

**Transport Dolly Hitch/ Steering traverse**



<b>Transport Dolly Hitch</b>		
<b>JRH 3</b>		
Height	mm	140-230
Weight	kg	28
Pulling force	kg	3000

Fig. 1



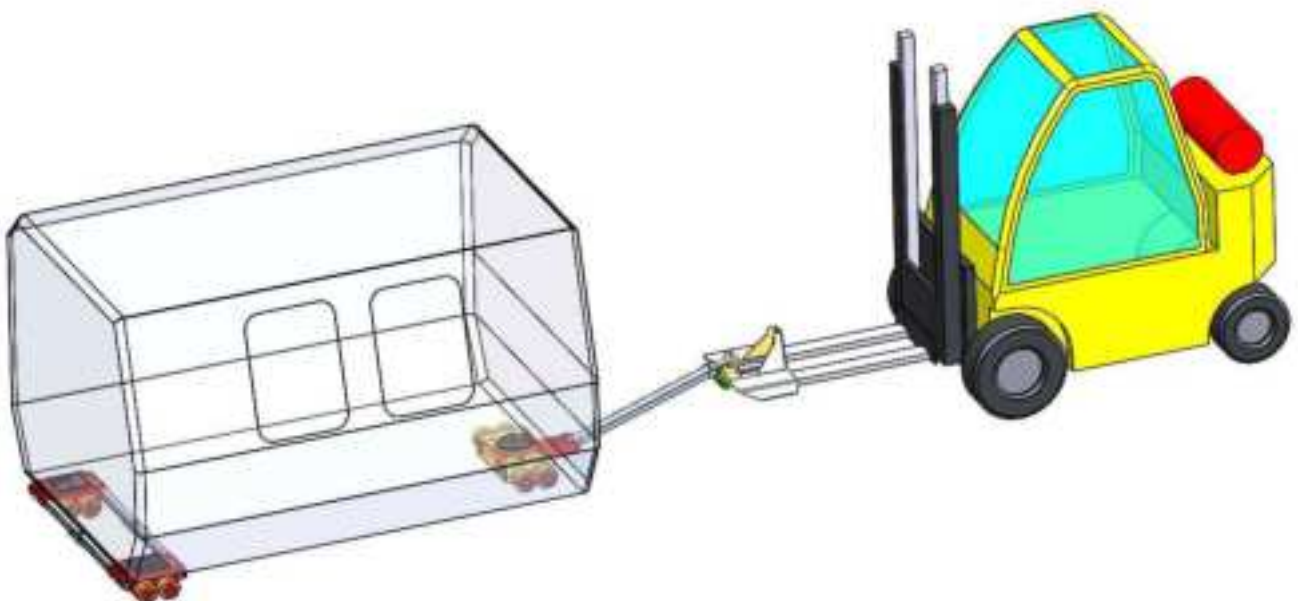

<b>Steering traverse</b>		
<b>JLT 3</b>		
Height	mm	100
Weight	kg	15
Load capacity	kg	3000
<b>JLT 15</b>		
Height	mm	174
Weight	kg	40,5
Load capacity	kg	15000

Fig. 2

## JRH 3

### Commissioning

1. Attach towing eye of the safety chain in the desired hole Fig. 4 Pos.1. Set the forks that they fits in the transport dolly hitch. Retract the forks fully in the transport dolly hitch.
2. Attach chain Pos. 2 on transport dolly hitch Fig.3. Attach Chain on Forklift and tighten with ratchet Fig.4.
3. Connect pulling handle to transport dolly hitch and put the safety locking pin Pos.3 in..



**Replacement parts**

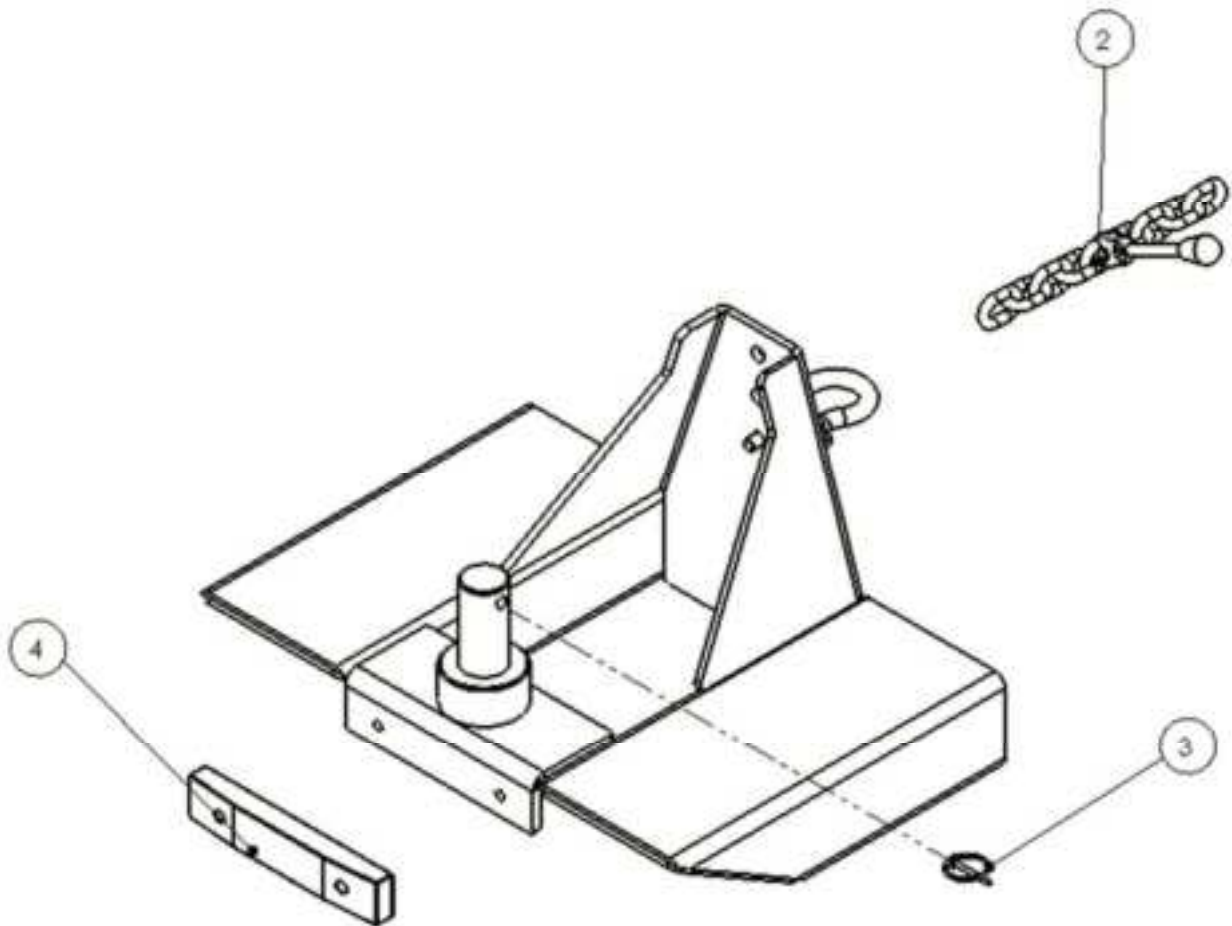


Fig. 5

Fig. 3-5 Pos. Nr.	Quantity	Designation	Order numbers
2	1	Safety chain	95 050 209-E
3	1	Safety locking pin	92 045 010-E
4	1	Rubber bump	95 050 214-E

## JLT 3 und JLT 15 Commissioning

Put steering traverse on forks.  
Put the steering traverse under the transport unit.  
To use the traverse savely you need for the transportation or additionally at least one opposing rigid axle, for example, a second liges moving system with connecting rod.

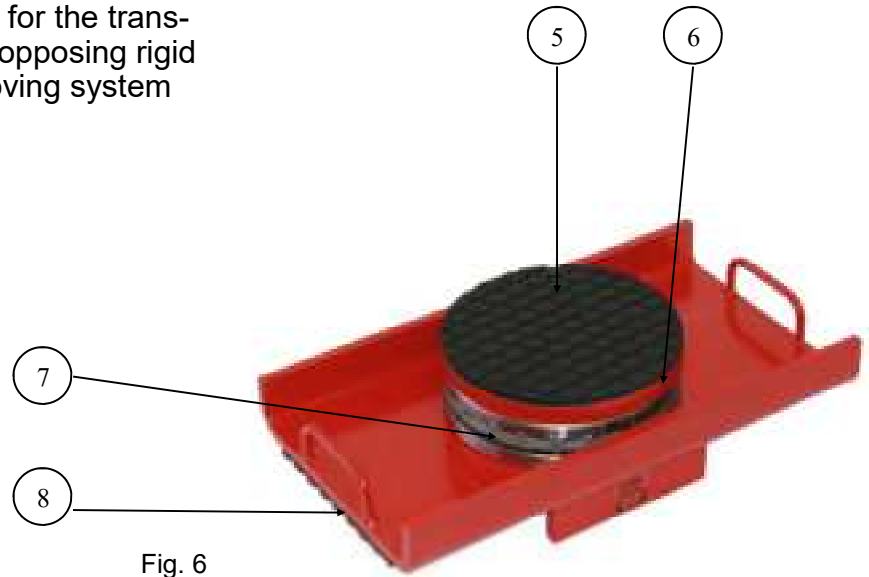
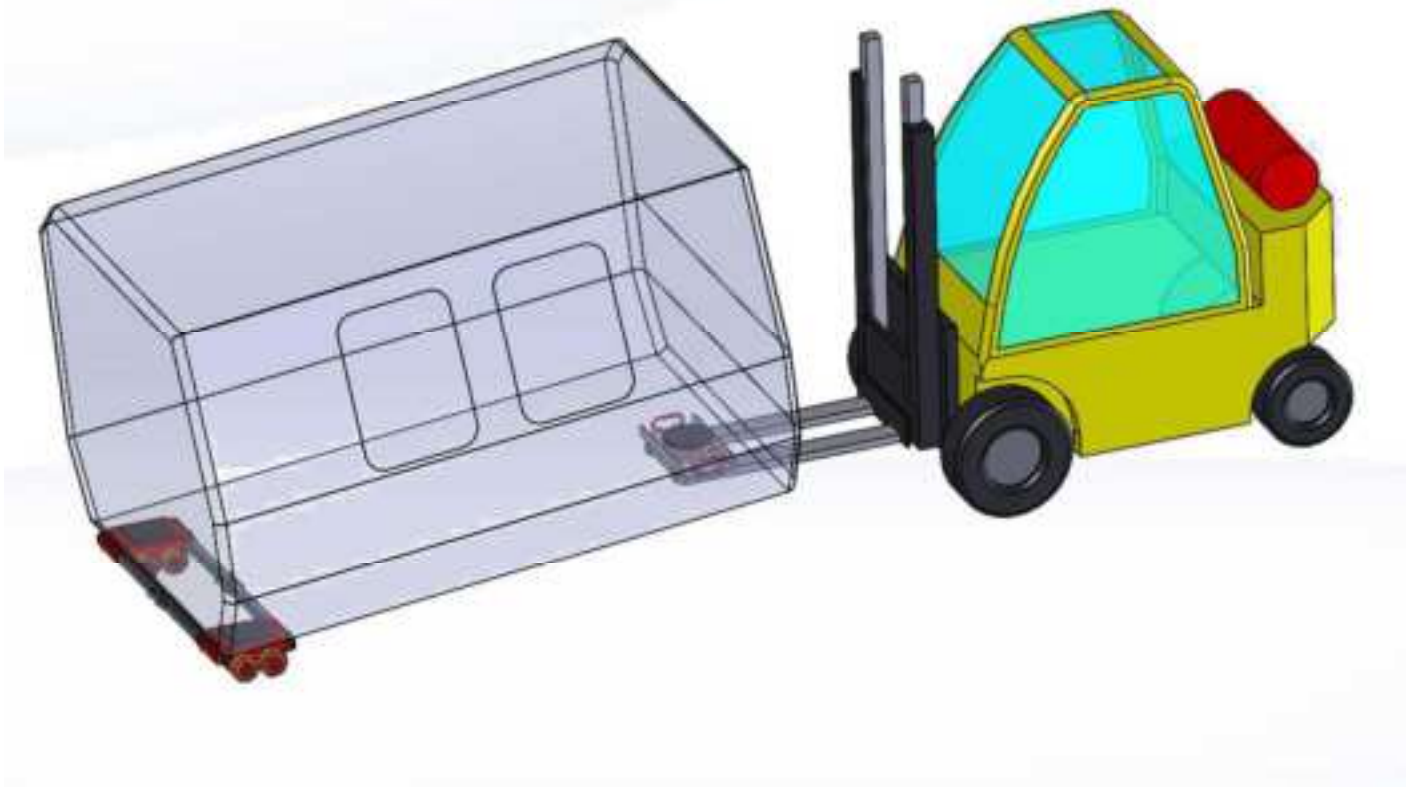


Fig. 6



**Replacement parts**

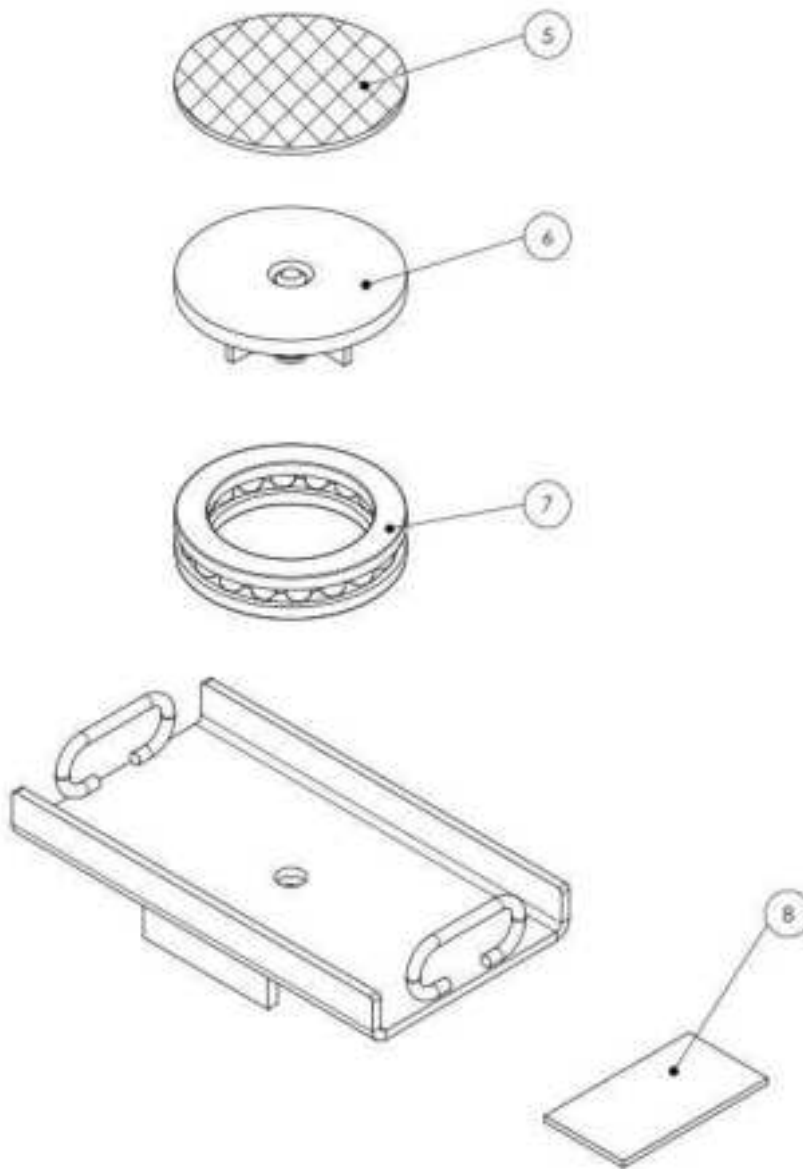


Fig 7

Fig. 6-7 Pos. Nr.	Quantity	Designation	Order numbers
5	1	Rubber pad JLT 3	92 050 070-E
		Rubber pad JLT 15	92 050 017-E
6	1	Turntable JLT 3	92 234 000-B
		Turntable JLT 15	92 405 200-B
7	1	Thrust bearing JLT 3	92 050 013-B
		Thrust bearing JLT 15	92 050 016-B
8	2	Rubber pad	92 065 011-E

## General notes

The transport dolly hitch/steering traverse are produced following DGUV Vorschrift 68, these have to be tested once a year by a competent person. Before each use, you have to check the parts for obvious defects, e. g. deformation or wear of the moving parts. The fork clamps may be not used until these deficiencies are corrected and a valid inspection sticker is attached. We would be pleased to perform these regular tests for you, please send us your request in writing or give us a call. For quick information, questions or urgent orders, please dial

**Service-Hotline: +49 07151 - 30 39 3 -0**

We reserve the right for technical changes which serve the improvement of function and quality.

## Repair / Customer Service

If repairs become necessary, we will give you a cost estimate and perform repairs at short notice and low cost.

**Service-Hotline: +49 07151 - 30 39 3 -0**

## Safety instructions

For safe operation, it is absolutely necessary to be familiar with the accident prevention regulation (here DGUV Vorschrift 68 ground conveyor) as well the applicable principles of the workers' compensation insurer.

*Note:* you can find further information at BGG 941 (Test book for manually operated ground conveyors) and BGI 582 (Safety and protection of health for transportation and storage work). Furthermore, the regulations applicable to the respective industrial sector or the respective place of use and the intended use must be observed. These also include the regulations related to substances which are harmful to the environment.

The transport dolly hitch/steering traverse are designed and built for use under usual atmospheric conditions and temperatures between -5° and 45°C. The staff who are in charge of transporting loads and who use the devices for this purpose must be regularly – and at least once a year – instructed by a qualified person. It is not sufficient to merely hand out or hang up regulations, operation manuals or warning signs. Before using the transport dolly hitch/steering traverse, the operator has to be sure that no other persons are handle the transport load or are in the immediate vicinity.

**When the transport dolly hitch/steering traverse are under load:**

- No persons may work under the lifted load.
- The transport load may not be left unattended.
- There must not be any objects under the transport load.

## Safe working method / Special notes

### 1. Read the operation manual

Before operating the transport dolly hitch/steering traverse, operating staff (e.g. all persons who are in charge with carrying out transportation work) have to read these instructions completely. The operation manual is part of the product and have to keep safety. By transmission the product you have to hand over the operation manual with the product.

### 2. Protective equipment

All persons who operate the device have to wear safety boots.

## Guarantee

We grant a 12 month guarantee for the transport dolly hitch/steering traverse in accordance with the respective conditions. Intervention in the device within the guarantee period will void the guarantee unless written permission of the manufacturer has been granted.

**Declaration of incorporation**

***Declaration of incorporation***

Companies Name: JUNG Hebe- und Transporttechnik GmbH  
Address: Biegelwiesenstrasse 5-7, D - 71334 Waiblingen  
Telephone/ Fax: +49 (0)7151/30393-0 / +49 (0)7151/30393-19  
Internet: www.jung-hebetechnik.de  
E-Mail: info@jung-hebetechnik.de

**Types of equipment:** Transport Dolly Hitch JRH 3  
Steering traverse JLT 3  
Steering traverse JLT 15

**As defined by the EC Machinery Directive 2006/42/EC**

**The declaration of incorporation is applicable if the delivered product by itself is not functional for the purpose of the planned application before it is installed in or on a machine or a system.  
In this case, commissioning may not be performed until it has been determined that the functional machine or system meets the requirement of the latest version of engineer standards EN ISO 12100-1 and -2**

Waiblingen

02.07.2013



Place

Date

Jung Hebe- und Transporttechnik GmbH

© JUNG Hebe- und Transporttechnik GmbH  
Biegelwiesenstraße 5-7  
D-71334 Waiblingen  
Tel.: +49 (0)7151/30393-0  
Fax: +49 (0)7151/3039319  
info@jung-hebetechnik.de  
www.jung-hebetechnik.de