

TL 1000XB

Lift Tables - Single Scissor

Specifications, TL 1000XB


Model	TL 1000XB
Art. no.	32925
Capacity	1000 kg
Lift stroke	820 mm
Closed height	180 mm
Length	1300 mm
Width	1000 mm
Lifting time	15 sec
kW	0,75 kW
Weight pack. incl.	210 kg



Accessories, TL 1000XB

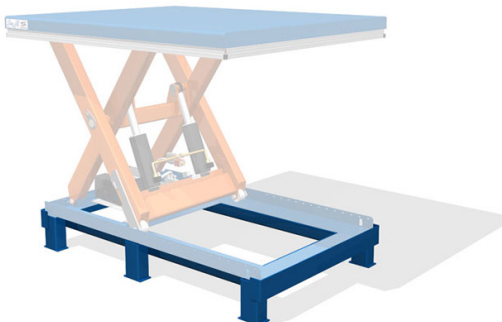
Wheel chassis

Provided with wheels the lift platform becomes a mobile. The trolley frame consists of two swivel braked caster wheels and two fixed wheels.



Truck handling chassis

Enables the lift table to be easily transported with a forklift or hand pallet truck.



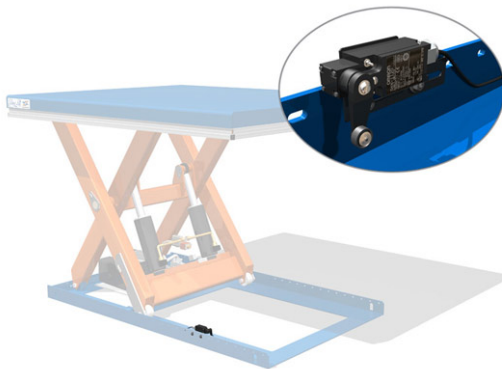
Tear plate platform

The tear plate platform minimizes the risk for cargo to slip from the table surface. The tear plate platforms are recommended for tables located outdoors.



Limit switch

Stops lift at pre-set height, fully adjustable.



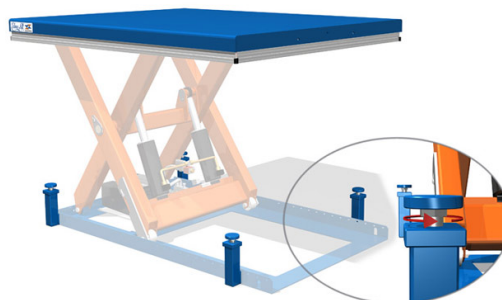
Loadflap manual

For bridging the gap between the lift table and loading dock or vehicle. Manually operated. This option is mainly used on lorry loaders.



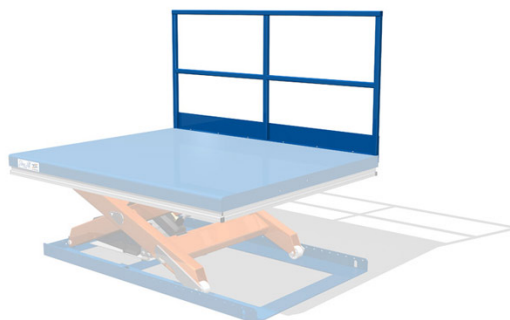
Mechanical stops

Used to fix and remove load from the table when it is driven over in the bottom position and when adjusting the height to meet roller belts.



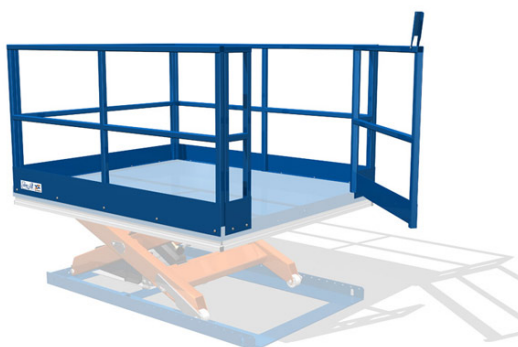
Guard rail

A 1100 mm high rail with a mid-rail and a 150 mm high toe kick-plate is a recommended option when the lift table is used by persons or as a goods lift between levels.



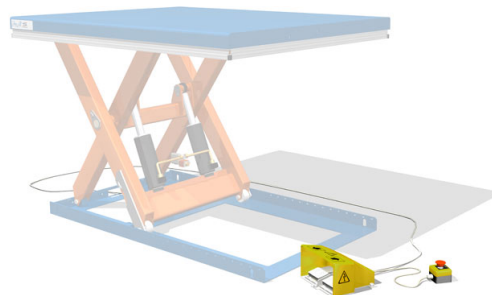
Guard rail with gate

It is usually combined with the barrier rails and can be supplied with either electrical or mechanical locking or both.



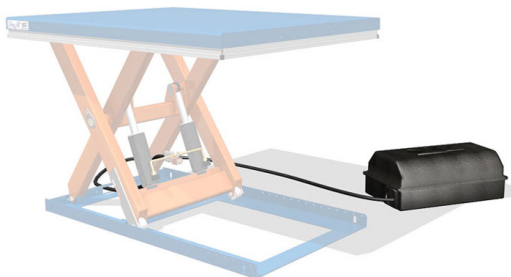
Foot control unit

A very good solution when you must have both hands free.



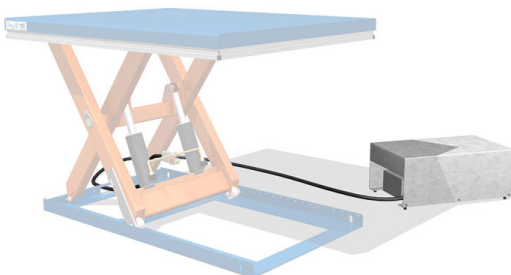
External powerpack in plastic cover

Fully protected, a remote power pack makes access for servicing easy.



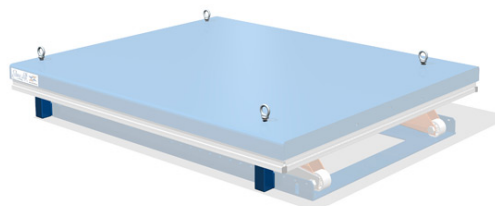
External power pack with steel cover

Provides extra protection in exposed environments. Also provides protection if there is a risk for falling objects hitting the power pack.



Lifting eyebolts

Makes installation, transportation easier and safer. Some units require a larger platform. *Some units require a larger platform.




Turntable circular

Recessed or integrated in the lift table top. Turntable recessed into a secondary table top, fitted to the main scissor lift platform.




Turntable rectangular

Fitted on the lift table top and includes an inductive sensor to avoid trapping risks. Rectangular surface bolted to the main scissor lift platform. The unit has safety spacing and electro-interlocked to the lift travel to reduce the risk of trapping an operator.




Roller conveyor

Roller conveyor or another conveyor type is often utilised in production systems where different levels need to be reached. *Always state the goods length and weight for the best solution.




Ramp on shortside

Free standing, smooth surface. Ensure gradient is suitable for your load.



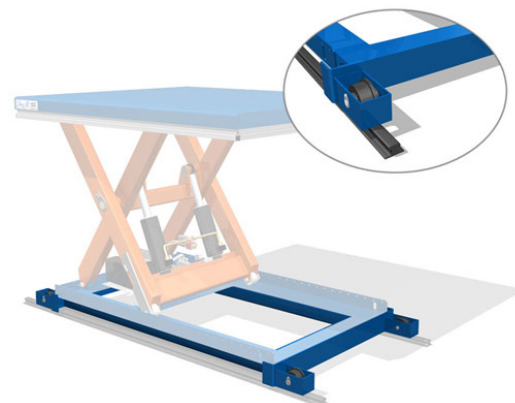
Ramp on longside

Free standing, smooth surface. Ensure gradient is suitable for your load.



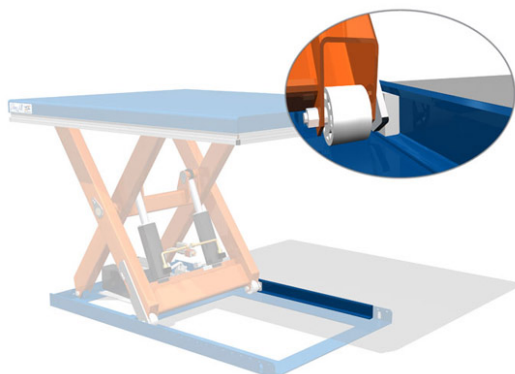
Rail running chassis

Level differences in a track bound transportation system can be simply eliminated by utilising a flange wheel base frame. This equipment can be supplied with or without powered drive unit. The easiest way to cope with a difference in level in a track bound transportation system is to equip a lifting table with flanged wheels. The base can be an unpowered bogie or can be fitted with a drive unit for self-propulsion.



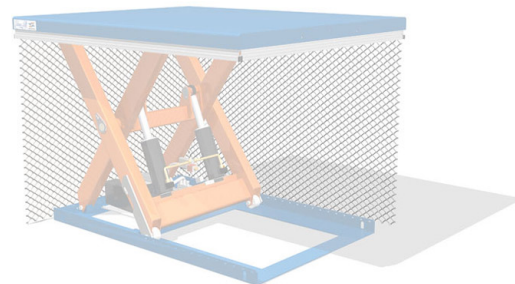
Tipping protection

Helps to stabilize the lift table. Minimizes the risk for the lift table to hinge upward. *Is recommended if the platform extension is over 10 %




Protective wire mesh

Protects the table from dust, dirt and debris in exposed environments. The lift table can be enclosed in a chain mesh curtain to reduce the risk of injury or entrapment. The chain mesh curtain is also a useful protection against mechanical damage. *All protective mesh/skirts requires a table extension +150 mm LxB.



Protective bellows

The bellows are suitable for weather proofing the equipment in an outdoor environment. *All protective mesh/skirts requires a table extension +150 mm LxB.




Protective skirt

The skirt are suitable for weather proofing the equipment in an outdoor environment. *All protective mesh/skirts requires a table extension +150 mm LxB.



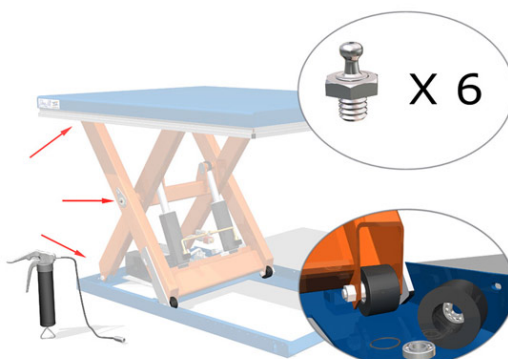
Inspection hatch

Provides access to the powerpack when the lift table is fully closed.



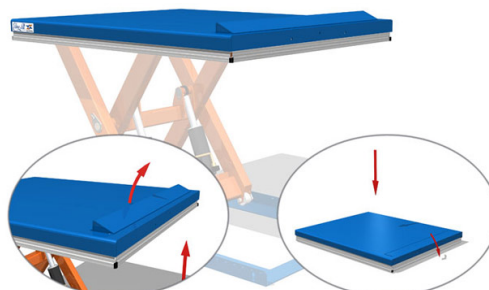
Heavy duty execution

Fitted with additional features for tables intended for intensive operation.




Roll-Off Guard

Designed to prevent accidental roll off from the platform when the table starts to elevate. *Demands extension of the platform length +150mm.



Chequered aluminium platform

Non slip, non rust surface.



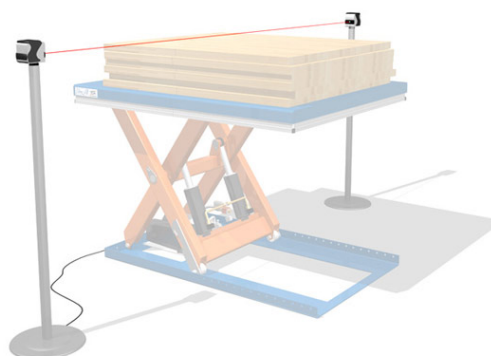
Mechanical locks in platform

Secure a platform that can be lowered below floor level. When the platform is secured to the ground it can take heavy loads and even be run over by other vehicles.



Fotocells

Automatic lifting and lowering of the lift table.



Packaging

In a rigid and durable wooden casing, in order to allow multiple handling and a safe arrival of the goods. Our product packaging is also available in a "classified version" in compliance with ISPM 15.



Lift Tables - Single Scissor

Our largest product group is made up of simple, yet powerful and versatile scissor lift tables. These single scissor lift tables can be found in a host of different operations, all equally adaptable, stable and ergonomic in design.

The lift table is often used as a means for material handling directly on the production floor or as a lorry loader outdoors at a loading dock. With a variety of performances and models, not to mention a load capacity of between 500 kilos and 10 tons, there is a lift table for every need. It is not just industry that is a major user - we also deliver to distribution centres, warehouses, stores and other service establishments.

All models in the single scissor lift table group that start with T (T models) can be customized to the end-users specific requirements. The lift table can be supplied in a variety of different colours, with a host of different accessories or control alternatives all designed to suit the individual requirements of the customer. A number of models can be of the heavy-duty variety suitable for use in intensive operations. Functionality of the lift tables can be increased with the help of a number of accessories. Examples of such accessories within the product group are: mobile base, load flaps, guard rails, roller conveyors and turntables.

Before deciding which lift table and design is required consider all conditions. Most models for intensive use can be manufactured in HD-version. The technical data for each model can be found on this site.

Product features

- Lift table load capacity from 200 kg to 10 000 kg.
- Lift table platform length from 900 mm to 5000 mm in standard model.
- Comprehensive program of accessories and options for customization of the lift tables.
- Complies with European safety standard EN 1570-1 - CE certified.
- 24 V DC control unit and operating device with deadman's switch.
- Safety spacing between all moving parts of the lift table.
- IP54 approved electrical system.
- Overload protection.
- Adjustable trap prevention safety trip bars on all four sides of the platform.
- The lift table is equipped with hose burst valves and mechanical locks for servicing and maintenance.
- Maintenance-free bearing surface.
- PLC control with possibility to program various functions is included for the standard model.
- User manual in 20 different languages.