


F/GB/DE/ES/NL Notice de montage / Assembly instructions
Montageanleitung / Guía de montaje /
Montagehandleiding

AD'VANCE



Vidéo de montage (FR)

Outils nécessaires / Tools required / Notwendiges Werkzeug / Herramientas necesarias / Noodzakelijk gereedschap

Gants obligatoires
Mandatory gloves
Obligatorische Handschuhe
Guantes obligatorios
Verplichte handschoenen



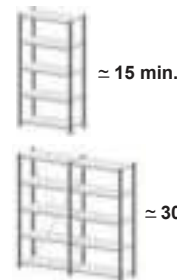
Douille Hexagonale 7 mm,
Hexagon Socket 7 mm,
Steckschlüssel 7 mm,
Cabeza Hexagonal 7 mm,
Zeshoekige dopsleutel 7 mm



Perceuse / Visseuse
Drill / screwdriver
Bohrer / Schraubendreher
Taladro / Atornillador
Boor / Schroevendraaier



Niveau à bulle
Spirit level
Wasserwaage
Nivel de burbuja
Waterpas




Nomenclature / Nomenclature / Stichwortliste / Nomenclatura / Nomenclatuur

- A** Poteaux / Upright / Stütze / Puntales / Paal
- B** Pied plastique / Plastic foot / Kunststoff-Fuß / Pie de plástico / Kunststoff Voetplaat
- C** Platine / Footplates / Fußplatten / Pie metálico / Voetplaat
Vis M4x45 / M4x45 screw / M4x45 Schraube / Tornillo M4x45 / Schroef M4x45
Ecrou M4 / M4 nut / M4 Nuss / Tuerca M4 / Noot M4

- D** Traverses / Beams / Traversen / Travesaños / Dwarsbalken
- E** Tablette tôle / Steel sheet shelves / Stahlblechböden / Balda de chapa / Plaatstalen legbord
- F** Croisillon / Cross braces / Kreuzverbände / Arriostramiento / Kruisschoren


Composants des kits livrables à l'unité / Kits contents available per unit /
Zusammensetzung der lieferbaren Bausätze / composición de los kits entregados a
la unidad / Inhoud van leverbare kits per unit



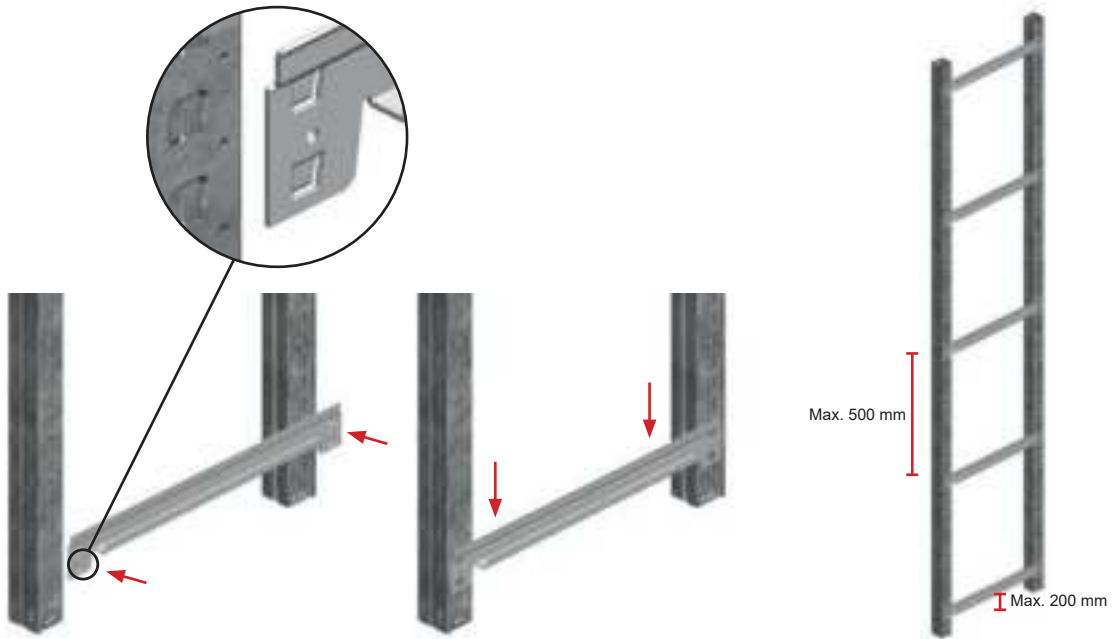
F	(F) Croisillon (GB) Cross braces (DE) Kreuzverbände (ES) Arriostramiento (NL) Kruisschoren	(F) 4 pattes de fixation, 2 tendeurs à filetage et 2 tiges métalliques (GB) 4 cleats, 2 tensioners et 2 metal rods (DE) 4 Befestigungswinkel, 2 Gewindespanner, 2 Metallstäbe (ES) 4 pies de fijación, 2 tensores de rosca, 2 barras metálicas (NL) 4 montagebeugels, 2 draadspanners, 2 metalen staven
E / G	(F) Tablettes (GB) Shelves (D) Böden (ES) Baldas (NL) Legborden	(F) 1 plateau et 2 traverses (GB) 1 shelf and 2 shelf bars (DE) 1 Fachboden und 2 Traversen (ES) 1 balda y 2 travesaños (NL) Eén legbord en 2 dwarsbalken

**1 - Montage support et traverses / Support and travesen assembly / Montage der Stützen und Traversen /
Montaje de la estructura y travesaños / Montage van voetplaat en dwarsbalk**

1.1

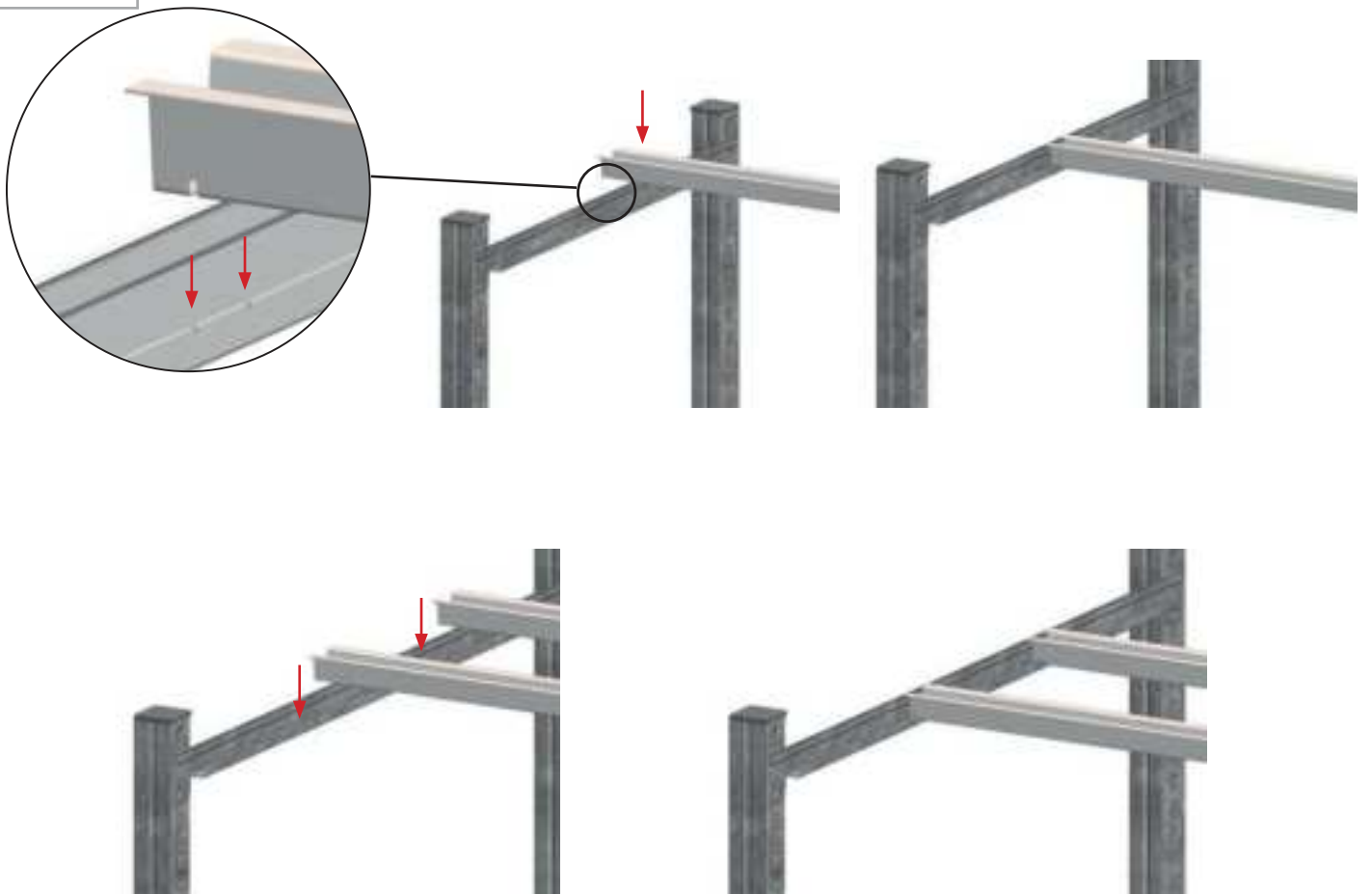


1.2






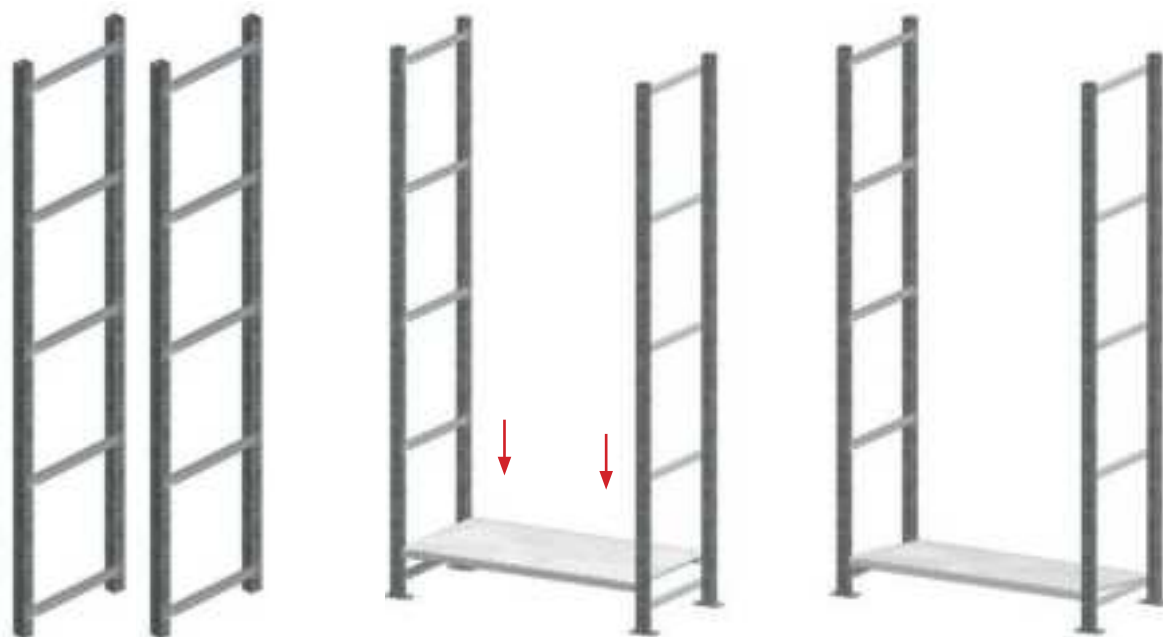
2 - Renfort de tablette (Option) / Shelf reinforcements (in option) / Fachbodenverstärkungen (Option) / Travesaño de refuerzo (opción) / Legbord versterking

2.1




3 - Montage tablette tôle / Assembly of the steel sheet shelves / Einsetzen der Fachböden /
Montaje de la balda de chapa / Montage van staalplaat legbord

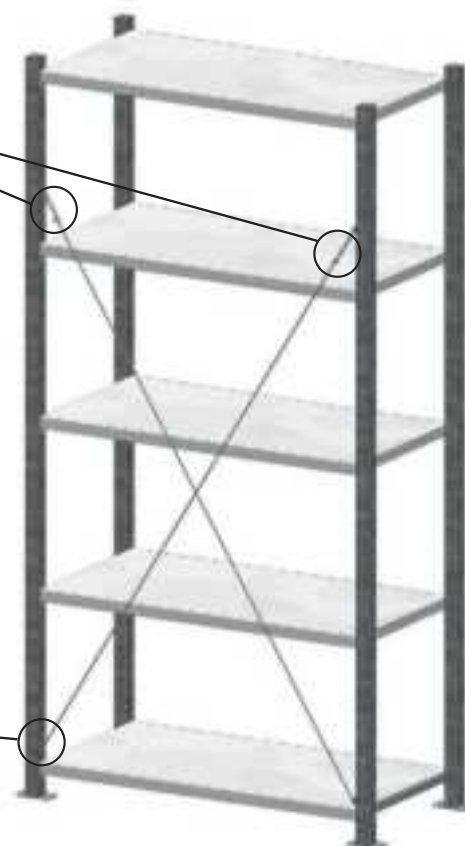
3.1



4.1


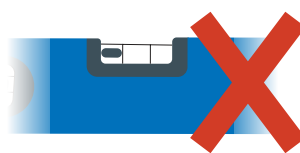
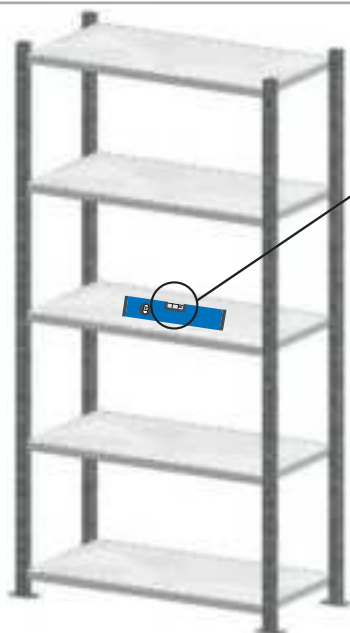


Serrage à la main
hand tighten
Mit der Hand festziehen
Apriete a mano
Hand vast draaien

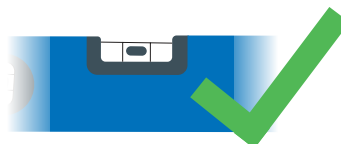
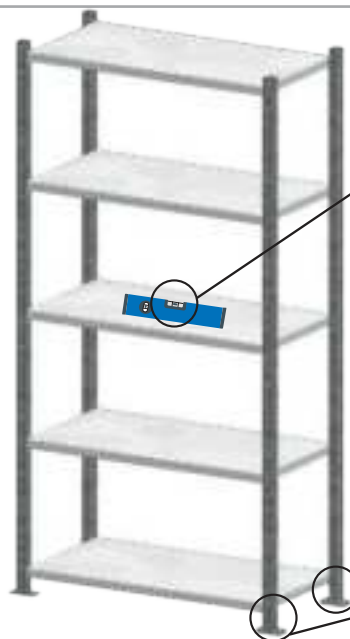


5 - Réglage de l'horizontalité / horizontal adjustment / Einstellung der Horizontalität / Ajuste de la horizontalidad / Aanpassing van horizontaliteit

5.1





5.2



6 - Réglage de la verticalité du poteau / Upright verticality adjustment / Einstellung der Stützvertikalität / Ajuste de la verticalidad del puntal / Aanpassing van de verticaliteit van de Paal

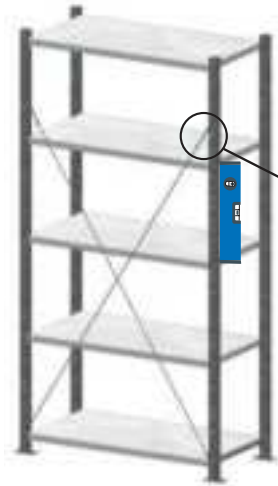
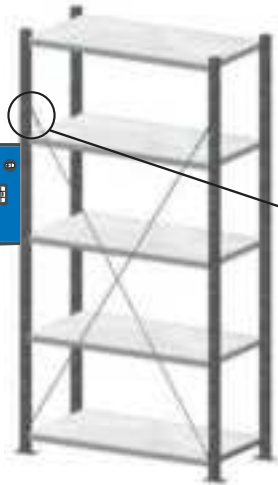
6.1



6.2



Serrage à la main
hand tighten
Mit der Hand festziehen
Apriete a mano
Hand vast draaien



7 - Montage élément suivant / Extension bay assembly / Montage der Anbauelemente / Montaje del módulo siguiente / Montage volgend element

7.1

